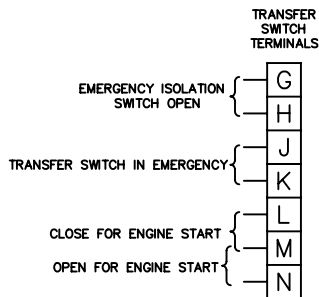
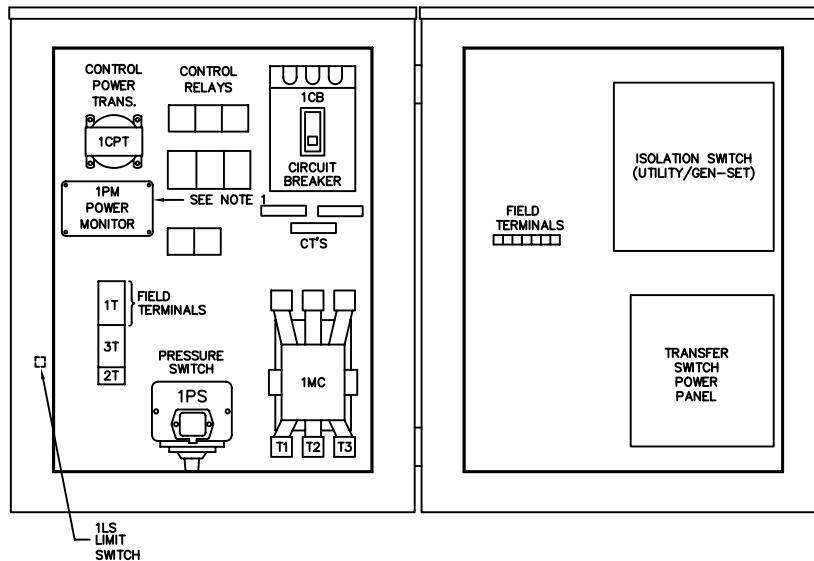
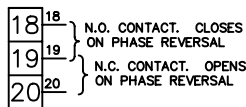
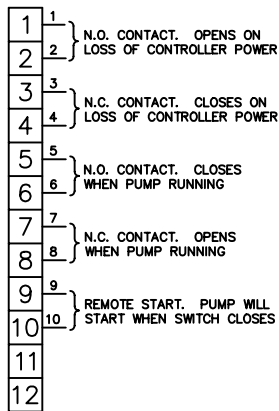


1T
FIELD
TERMINALS



NOTES:
1. POWER MONITOR SIGNALS ANY OF THE FOLLOWING FAILURES:
LOW VOLTAGE
LOSS OF VOLTAGE
PHASE REVERSAL

MAXIMUM MOTOR HORSEPOWER	VOLTS AC					PRIMARY WIRE SIZE	
	200V	208V	220V - 240V	380V - 415V	440V - 480V	NORMAL LINE TERMINALS	EMERGENCY LINE TERMINALS - GEN/SET
7.5 HP	7.5 HP	7.5 HP	10 HP	15 HP	#10-1/0 AWG	#14-#8 AWG	
15 HP	15 HP	15 HP	30 HP	30 HP	#10-1/0 AWG	#14-#4 AWG	
25 HP	25 HP	30 HP	-	-	#10-1/0 AWG	#14-1/0 AWG	
30 HP	30 HP	-	-	-	#10-1/0 AWG	#6-250 MCM	

DRAWN	J.J.	12-20-94		METRON, INC. DENVER, CO.
CHECK	RA	12-21-94		
APPD	XRX	12-21-94		
INTERNAL LAYOUT AND EXTERNAL HOOKUP MODEL M30, LIMITED SERVICE, UTILITY/GEN-SET ELECTRIC FIRE PUMP CONTROLLER WITH TRANSFER SWITCH				
CH32252E			SCALE N.T.S. SHEET 1 OF 1	